

TC-ATSB-1

Adjustable Tire Spreader with Base

Instruction Manual



REV S. 3-5-14

TUXEDO DISTRIBUTORS LIMITED WARRANTY

Structural Warranty:

The following parts and structural components carry a five year warranty:

Columns	Top Rail Beam	Uprights	Arms Swivel Pins
Legs	Carriages	Tracks Overhead Beam	Cross Rails

Limited One-Year Warranty:

Tuxedo Distributors, LLC ("Tuxedo") offers a limited one-year warranty to the original purchaser of Tuxedo lifts and Wheel Service in the United States and Canada. Tuxedo will replace, without charge, any part found defective in materials or workmanship under normal use, for a period of one year after purchase. The purchaser is responsible for all shipping charges. This warranty does not apply to equipment that has been improperly installed or altered or that has not been operated or maintained according to specifications.

Other Limitations:

This warranty does not cover:

1. Parts needed for normal maintenance
2. Wear parts, including but not limited to cables, slider blocks, chains, rubber pads and pulleys
3. Replacement of lift and tire changer cylinders after the first 30 days. A seal kit and installation instructions will be sent for repairs thereafter.
4. On-site labor

Upon receipt, the customer must visually inspect the equipment for any potential freight damage before signing clear on the shipping receipt. Freight damage is not considered a warranty issue and therefore must be noted for any potential recovery with the shipping company.

The customer is required to notify Tuxedo of any missing parts within 72 hours. Timely notification must be received to be covered under warranty.

Tuxedo will replace any defective part under warranty at no charge as soon as such parts become available from the manufacturer. No guarantee is given as to the immediate availability of replacement parts.

Tuxedo reserves the right to make improvements and/or design changes to its lifts without any obligation to previously sold, assembled or fabricated equipment.

There is no other express warranty on the Tuxedo lifts and this warranty is exclusive of and in lieu of all other warranties, expressed or implied, including all warranties of merchantability and fitness for a particular purpose.

To the fullest extent allowed by law, Tuxedo shall not be liable for loss of use, cost of cover, lost profits, inconvenience, lost time, commercial loss or other incidental or consequential damages.

This Limited Warranty is granted to the original purchaser only and is not transferable or assignable.

Some states do not allow exclusion or limitation of consequential damages or how long an implied warranty lasts, so the above limitations and exclusions may not apply. This warranty gives you specific legal rights and you may have other rights, which may vary from state to state.

Specifications of 103840B

Working on tire width:	5 3/4" –10 3/4"
Overall Height	12 3/8"
Width	11"
Length	25 9/16"
Net weight	23 lbs

Assembling

1. According to the drawing, put the movable claw support on the table. Use the screws to stop the movable claw support at the table end. (Fig. 1,2,3)



Fig. 1



Fig. 2




Fig. 3

2. Then bolt the moving claw with the support together. (Fig. 4)




Fig. 4




Fig. 5

3. Put the tire spreader assembly on the base plate. Tight the handle wheel bolt. (Fig. 5)

Now the tire spreader is ready for operation.

Operation

The tire spreader can be used with most wheel clamp tire changers. The metal mounting base plate is held securely between the clamping jaws of the tire changer, allowing the operator to position the tire to make repair easier. It has adjustable spreader arms that fit on the inside beads of the tire and are spread open by use of the heavy metal arm.



Fig.6



Fig.7

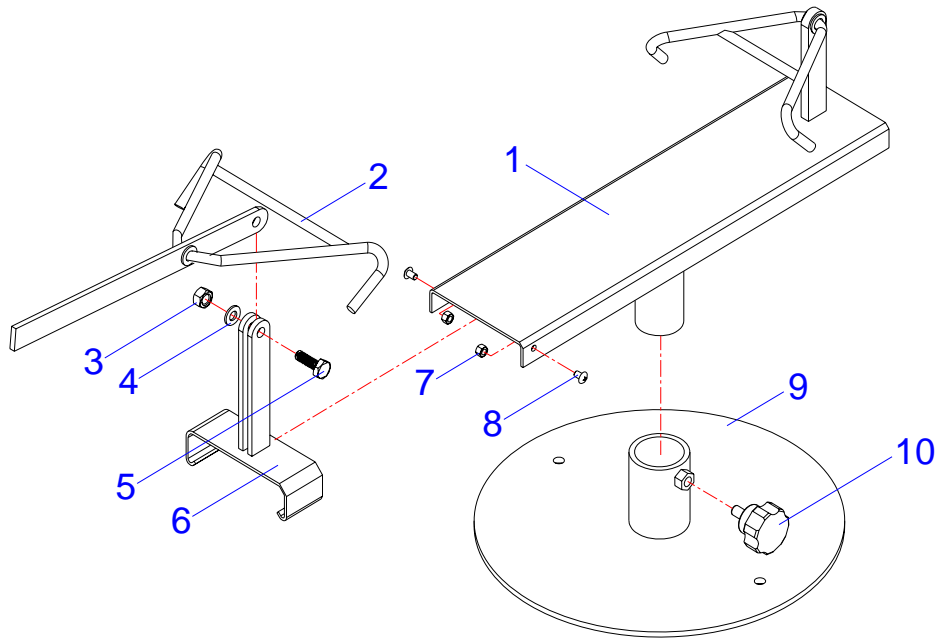
The tire spreader is the perfect choice for those customers who need to perform inside tire repairs on most passenger and light truck tires. This tire spreader is easy to use and is portable so it can be used on different wheel clamp tire changers located in your service department.

The tire spreader can also be mounted on a work bench through the holes on the base. (Fig. 8)



Fig. 8

PARTS DRAWING



PARTS LIST

ITEM	CODE	DESCRIPTION	QTY	NOTE
1	KT03-01000-000	Table & fixed claw	1	
2	KT03-02000-000	Moving claw	1	
3	5206-00010-000	Self lock nut	1	M10
4	5301-00010-000	Flat washer	1	D10
5	5102-10030-000	Bolt	1	M10*35
6	KT03-03000-000	Movable claw support	1	
7	5202-00006-000	nut	2	M6
8	5110-06010-000	Philips screw	2	M6*10
9	KT03-04000-000	Base plate	1	
10	KT03-00001-000	Handle wheel bolt	1	